





Student Enrollment File Layout

 Fields highlighted in green are REQUIRED fields.
 Text highlighted in yellow has been UPDATED.

Column	Field ¹	Description	Values/ Format	Max Length
A	District Number	<ul style="list-style-type: none"> The number assigned to identify the district. This number is unique within the state. 	001 thru 999	3
B	School Number	<ul style="list-style-type: none"> The number assigned to identify the building. This number is unique within the district. 	001 thru 999	3
C	State Student ID	<ul style="list-style-type: none"> The ID assigned to the student by the state. This ID is unique within the state. 	Numeric only	9
D	Local Student ID	<ul style="list-style-type: none"> The ID assigned to the student by the district. This ID is unique within the district. 	Alpha/Numeric	15
E	District Enrollment Date	<ul style="list-style-type: none"> The date the student enrolled in the district. 	Year must be 1900 or later. Formats accepted include: <MMMM D, YYYY> <YYYY-MM-DD> <M/D/YYYY> <MM/DD/YY> <YYYY-MMM-DD> <M-D-Y> <MMM-DD-YYYY> <DD-MMM-YYYY> <DD-MMM-YY> <MMM-DD-YY> <YYYYMMDD> <YYMMDD>	
F	School Enrollment Date	<ul style="list-style-type: none"> The date the student enrolled in the school. 	Year must be 1900 or later. Formats accepted include: <MMMM D, YYYY> <YYYY-MM-DD> <M/D/YYYY> <MM/DD/YY> <YYYY-MMM-DD> <M-D-Y> <MMM-DD-YYYY> <DD-MMM-YYYY> <DD-MMM-YY> <MMM-DD-YY> <YYYYMMDD> <YYMMDD>	
G	Student Last Name		Alpha	20
H	Student First Name		Alpha	20
I	Student Middle Name		Alpha	20
J	Student Date of Birth		Year must be 1900 or later. Formats accepted include: <MMMM D, YYYY> <YYYY-MM-DD> <M/D/YYYY> <MM/DD/YY> <YYYY-MMM-DD> <M-D-Y> <MMM-DD-YYYY> <DD-MMM-YYYY> <DD-MMM-YY> <MMM-DD-YY> <YYYYMMDD> <YYMMDD>	
K	Student Gender		M = Male F = Female	1
L	Student Grade		PK = Pre-Kindergarten/Preschool KG = Kindergarten 01 thru 13 = Grade 01 thru Grade 13 14 = Postsecondary 99 = Other	2

Student Enrollment File Layout

 Fields highlighted in green are REQUIRED fields.
 Text highlighted in yellow has been UPDATED.

Column	Field ¹	Description	Values/ Format	Max Length
M	Student Ethnicity Code		01 = American Indian or Alaskan Native 02 = Asian 03 = Black/African American 04 = Native Hawaiian or Other Pacific Islander 05 = White 06 = Hispanic or Latino 07 = Two or More Races	2
Teachers and Classes				
N	Reading Teacher ID	<ul style="list-style-type: none"> An alpha/numeric code to uniquely identify a teacher. 		25
O	Reading Teacher	<ul style="list-style-type: none"> A free-form text field to identify the student's teacher. 	Note: The system will accept as many characters as submitted, but this field will be truncated at 15 characters for reporting purposes.	15
P	Reading Class Description	<ul style="list-style-type: none"> A free-form text field to identify the class in which to report the student. 	Note: The system will accept as many characters as submitted, but this field will be truncated at 35 characters for reporting purposes.	35
Q	Mathematics Teacher ID	<ul style="list-style-type: none"> An alpha/numeric code to uniquely identify a teacher. 		25
R	Mathematics Teacher	<ul style="list-style-type: none"> A free-form text field to identify the student's teacher. 	Note: The system will accept as many characters as submitted, but this field will be truncated at 15 characters for reporting purposes.	15
S	Mathematics Class Description	<ul style="list-style-type: none"> A free-form text field to identify the class in which to report the student. 	Note: The system will accept as many characters as submitted, but this field will be truncated at 35 characters for reporting purposes.	35
T	Language Usage Teacher ID	<ul style="list-style-type: none"> An alpha/numeric code to uniquely identify a teacher. 		25
U	Language Usage Teacher	<ul style="list-style-type: none"> A free-form text field to identify the student's teacher. 	Note: The system will accept as many characters as submitted, but this field will be truncated at 15 characters for reporting purposes.	15
V	Language Usage Class Description	<ul style="list-style-type: none"> A free-form text field to identify the class in which to report the student. 	Note: The system will accept as many characters as submitted, but this field will be truncated at 35 characters for reporting purposes.	35
W	Science Teacher ID	<ul style="list-style-type: none"> An alpha/numeric code to uniquely identify a teacher. 		25
X	Science Teacher	<ul style="list-style-type: none"> A free-form text field to identify the student's teacher. 	Note: The system will accept as many characters as submitted, but this field will be truncated at 15 characters for reporting purposes.	15
Y	Science Class Description	<ul style="list-style-type: none"> A free-form text field to identify the class in which to report the student. 	Note: The system will accept as many characters as submitted, but this field will be truncated at 35 characters for reporting purposes.	35

Student Enrollment File Layout

Fields highlighted in green are REQUIRED fields.
Text highlighted in yellow has been UPDATED.

Alternate Assessment Flags				
Z	Reading AA	AAR	Y = Student takes the Alternate Assessment in Reading. N/<blank> = Student takes the ISAT in Reading.	1
AA	Mathematics AA	AAM	Y = Student takes the Alternate Assessment in Mathematics. N/<blank> = Student takes the ISAT in Mathematics.	1
AB	Language Usage AA	AAL	Y = Student takes the Alternate Assessment in Language Usage. N/<blank> = Student takes the ISAT in Language Usage.	1
AC	Science AA	AAS	Y = Student takes the Alternate Assessment in Science. N/<blank> = Student takes the ISAT in Science.	1
Accommodation Codes				
Reading (ACR)				
AD	Reading Accommodation 1	<ul style="list-style-type: none"> The type of form to be used by the student as an accommodation. 	P = Paper L = Large Print B = Braille N/<blank> = None	1
AE	Reading Accommodation 2	<ul style="list-style-type: none"> Types of accommodations include setting, administration and presentation, scheduling, response, and Assistive Technology (AT). 	Y = Student uses an accommodation <u>other than</u> those listed in the Reading Accommodation 1 field. N/<blank> = Student does not use an accommodation or only uses an accommodation listed in the Reading Accommodation 1 field.	1
AF	Reading Accommodation 3	<ul style="list-style-type: none"> Word-for-word dictionary for Limited English Proficient (LEP) students with an English Learning Plan (ELP) only 	Y = Student uses a word-for-word dictionary in Reading. N/<blank> = Student does not use a word-for-word dictionary in Reading.	1
AG	Reading Adaptation	<ul style="list-style-type: none"> Adaptations invalidate the test results. If adaptations are used, the student will not be counted towards participation. 	Y = Student uses an adaptation in Reading. N/<blank> = Student does not use an adaptation in Reading.	1
Mathematics (ACM)				
AH	Mathematics Accommodation 1	<ul style="list-style-type: none"> The type of form to be used by the student as an accommodation. 	A = Audio Online P = Paper L = Large Print B = Braille R = Paper with Audio CD T = Large Print with Audio CD E = Braille with Audio CD N/<blank> = None	1

Student Enrollment File Layout

AI	Mathematics Accommodation 2	<ul style="list-style-type: none"> Types of accommodations include setting, administration and presentation, scheduling, response, and Assistive Technology (AT). 	<p>Y = Student uses an accommodation <u>other than</u> those listed in the Mathematics Accommodation 1 field.</p> <p>N/<blank> = Student does not use an accommodation or only uses an accommodation listed in the Mathematics Accommodation 1 field.</p>	1
AJ	Mathematics Accommodation 3	<ul style="list-style-type: none"> Word-for-word dictionary for Limited English Proficient (LEP) students with an English Learning Plan (ELP) only 	<p>Y = Student uses a word-for-word dictionary in Mathematics.</p> <p>N/<blank> = Student does not use a word-for-word dictionary in Mathematics.</p>	1
AK	Mathematics Adaptation	<ul style="list-style-type: none"> Adaptations invalidate the test results. If adaptations are used, the student will not be counted towards participation. 	<p>Y = Student uses an adaptation in Mathematics.</p> <p>N/<blank> = Student does not use an adaptation in Mathematics.</p>	1
Language Usage (ACL)				
AL	Language Usage Accommodation 1	<ul style="list-style-type: none"> The type of form to be used by the student as an accommodation. 	<p>A = Audio Online P = Paper L = Large Print B = Braille R = Paper with Audio CD T = Large Print with Audio CD E = Braille with Audio CD N/<blank> = None</p>	1
AM	Language Usage Accommodation 2	<ul style="list-style-type: none"> Types of accommodations include setting, administration and presentation, scheduling, response, and Assistive Technology (AT). 	<p>Y = Student uses an accommodation <u>other than</u> those listed in the Language Usage Accommodation 1 field.</p> <p>N/<blank> = Student does not use an accommodation or only uses an accommodation listed in the Language Usage Accommodation 1 field.</p>	1
AN	Language Usage Accommodation 3	<ul style="list-style-type: none"> Word-for-word dictionary for Limited English Proficient (LEP) students with an English Learning Plan (ELP) only 	<p>Y = Student uses a word-for-word dictionary in Language Usage.</p> <p>N/<blank> = Student does not use a word-for-word dictionary in Language Usage.</p>	1
AO	Language Usage Adaptation	<ul style="list-style-type: none"> Adaptations invalidate the test results. If adaptations are used, the student will not be counted towards participation. 	<p>Y = Student uses an adaptation in Language Usage.</p> <p>N/<blank> = Student does not use an adaptation in Language Usage.</p>	1
Science (ACS)				
AP	Science Accommodation 1	<ul style="list-style-type: none"> The type of form to be used by the student as an accommodation. 	<p>A = Audio Online P = Paper L = Large Print B = Braille R = Paper with Audio CD T = Large Print with Audio CD E = Braille with Audio CD N/<blank> = None</p>	1

Student Enrollment File Layout

AQ	Science Accommodation 2	<ul style="list-style-type: none"> Types of accommodations include setting, administration and presentation, scheduling, response, and Assistive Technology (AT). 	<p>Y = Student uses an accommodation <u>other than</u> those listed in the Science Accommodation 1 field. N/<blank> = Student does not use an accommodation or only uses an accommodation listed in the Science Accommodation 1 field.</p>	1
AR	Science Accommodation 3	<ul style="list-style-type: none"> Word-for-word dictionary for Limited English Proficient (LEP) students with an English Learning Plan (ELP) only 	<p>Y = Student uses a word-for-word dictionary in Science. N/<blank> = Student does not use a word-for-word dictionary in Science.</p>	1
AS	Science Adaptation	<ul style="list-style-type: none"> Adaptations invalidate the test results. If adaptations are used, the student will not be counted towards participation. 	<p>Y = Student uses an adaptation in Science. N/<blank> = Student does not use an adaptation in Science.</p>	1
Special Program Flags / Status				
AT	Economically Disadvantaged	FRL	<p>Y = The student is Economically Disadvantaged. N/<blank> = The student is not Economically Disadvantaged.</p>	1
AU	Gifted and Talented	GAT	<p>Y = The student is in a Gifted and Talented program. N/<blank> = The student is not in a Gifted and Talented program.</p>	1
AV	Homeless	HML	<p>Y = The student experienced homelessness this year. N/<blank> = Student did not experience homelessness this year.</p>	1
AW	Private School Student		<p>Y = The student is enrolled in a Private School. N/<blank> = The student is not enrolled in a Private School.</p>	1
AX	Limited English Proficient	LEP	<p>LE = LEP - Limited English Proficient L1 = LEP1 - In the first year of U.S. school X1 = LEPX1 - Exited first year X2 = LEPX2 - Exited second year N/<blank> = Not LEP</p>	2
AY	Migrant	MIG	<p>Y = The student is Migrant. N/<blank> = The student is not Migrant.</p>	1
AZ	Neglected or Delinquent	NOD	<p>Y = The student is Neglected or Delinquent. N/<blank> = The student is not Neglected or Delinquent.</p>	1
BA	Professional Technical Education	PTE Concentrator	<p>Y = PTE Concentrator = The student has completed three (3) or more semesters of a professional-technical program sequence: OR, who has completed all the courses (if less than three semesters) offered in an occupational area; OR, who is enrolled in a state approved professional-technical school. N/<blank> = The student is not in a PTE program.</p>	1

Student Enrollment File Layout

BB	Special Education Status	SPE	SE = SPE - Special Education X1 = SPEX1 - Special Education – Exited first year X2 = SPEX2 - Special Education – Exited second year N/<blank> = Not Special Education	2
BC	Title I A.	TIA	Y = The student is part of the Title I A. program. N/<blank> = The student is not part of the Title I A. program.	1
BD	504 Plan	504	Y = The student is on a 504 Plan. N/<blank> = The student is not on a 504 Plan.	1
Home School Flags (HMS)				
BE	Reading Home School		Y = The student is home schooled in Reading. N/<blank> = The student is not home schooled in Reading.	1
BF	Mathematics Home School		Y = The student is home schooled in Mathematics. N/<blank> = The student is not home schooled in Mathematics.	1
BG	Language Usage Home School		Y = The student is home schooled in Language Usage. N/<blank> = The student is not home schooled in Language Usage.	1
BH	Science Home School		Y = The student is home schooled in Science. N/<blank> = The student is not home schooled in Science.	1
Exited Flags				
BI	Reading Exited		Y = The student has exited the district for Reading. N/<blank> = The student has not exited the district for Reading.	1
BJ	Mathematics Exited		Y = The student has exited the district for Mathematics. N/<blank> = The student has not exited the district for Mathematics.	1
BK	Language Usage Exited		Y = The student has exited the district for Language Usage. N/<blank> = The student has not exited the district for Language Usage.	1
BL	Science Exited		Y = The student has exited the district for Science. N/<blank> = The student has not exited the district for Science.	1

NOTE: ¹ "Field" names are to be used on the Enrollment File exactly as shown here.